



Ducted Air Conditioning



---

“When you live in one of the  
harshest climates on earth,  
you need an air conditioning  
system that’s built to handle it.”

ActronAir

At ActronAir, we see air conditioning differently.



There's nothing like ducted air conditioning to deliver year-round comfort to your home and family.

But when you live in one of the harshest climates on earth, you need a system that's built to handle it.

ActronAir ducted systems are engineered to operate at temperatures from as low as  $-10^{\circ}\text{C}$  and up to  $50^{\circ}\text{C}$ .

That's why you can rely on an ActronAir system to continue performing even on the hottest summer days. ActronAir. It's Australian for air conditioning.



**CLASSIC**

Enjoy high performance, reliability and year round classic comfort.

**ESP+  
PLUS**

Energy Smart Performance with Variable Fan Technology for superior energy savings.

**ESP  
ULTIMA**

The ultimate in comfort control. Create different temperatures in different zones – all at the same time

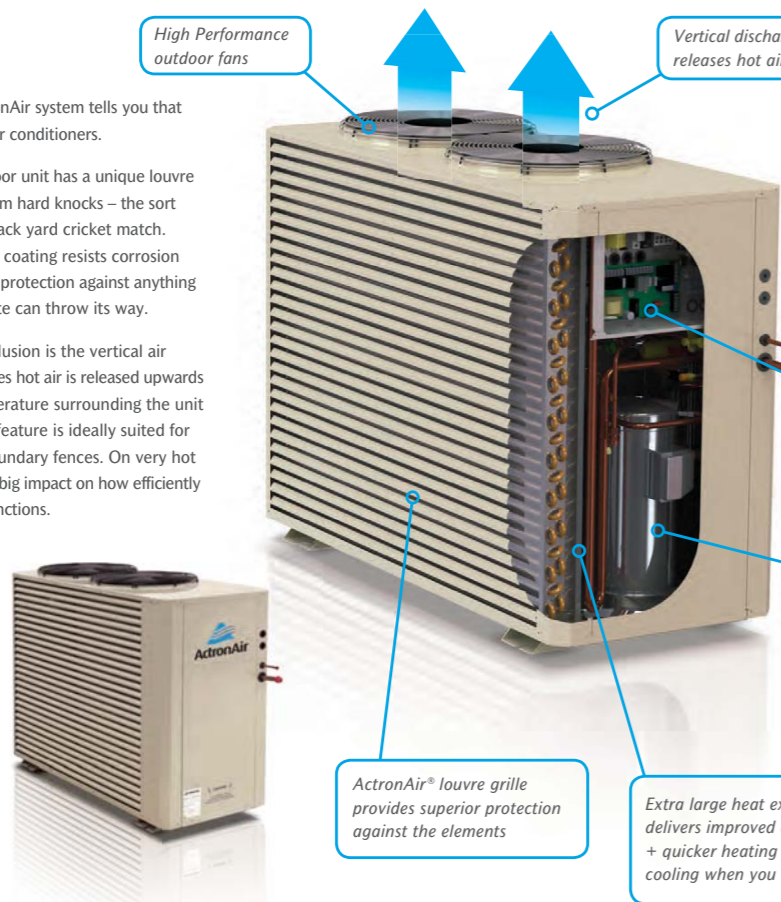


# The outdoor unit looks different - because it is!

One look at an ActronAir system tells you that it's unlike ordinary air conditioners.

For a start, the outdoor unit has a unique louvre grille to protect it from hard knocks – the sort you might get in a back yard cricket match. The durable powder coating resists corrosion and provides further protection against anything the Australian climate can throw its way.

Another obvious inclusion is the vertical air discharge. This ensures hot air is released upwards and keeps the temperature surrounding the unit to a minimum. This feature is ideally suited for installations near boundary fences. On very hot days, this can have a big impact on how efficiently an air conditioner functions.



High Performance outdoor fans

Vertical discharge is standard for all models (except SRE091) releases hot air upwards for improved performance.

But as well as the features you can see, there's another big difference on the inside. That's where ActronAir uses a high performance heat exchanger to cope with summer heatwaves or cold winter nights and has a superior operating range of -10°C to 50°C.

There's even an Adaptive Demand Defrost function, so on cold winter mornings, your ActronAir system will keep your home or office snug and warm.

The electronics form the 'brains' of the system and ensure that all components work seamlessly to deliver the best performance. Features include Smart Defrost function.

At the heart of all ActronAir units is a high performance scroll compressor for improved reliability and long lasting operation. For the Energy Smart Performance™(ESP) range, a digital compressor can adjust the capacity from 10-100% for improved energy efficiency and comfort levels.

ActronAir® louvre grille provides superior protection against the elements

Extra large heat exchanger delivers improved efficiency + quicker heating and cooling when you need it




The slimline wall controller features a temperature display panel that illuminates cool white for easy reading when adjusted. It then returns to grey after a brief period of time to make it less obtrusive.

With ActronAir, an 8-zone controller is a standard inclusion, so you can turn on or off up to 8 zones in your home.

And because ActronAir designs and manufactures the system in Australia, including the electronic controls, each system is fully integrated. In other words, when you touch the slimline keypad there is no disconnection between your instructions and the technology that air-conditions your home. It's completely seamless.

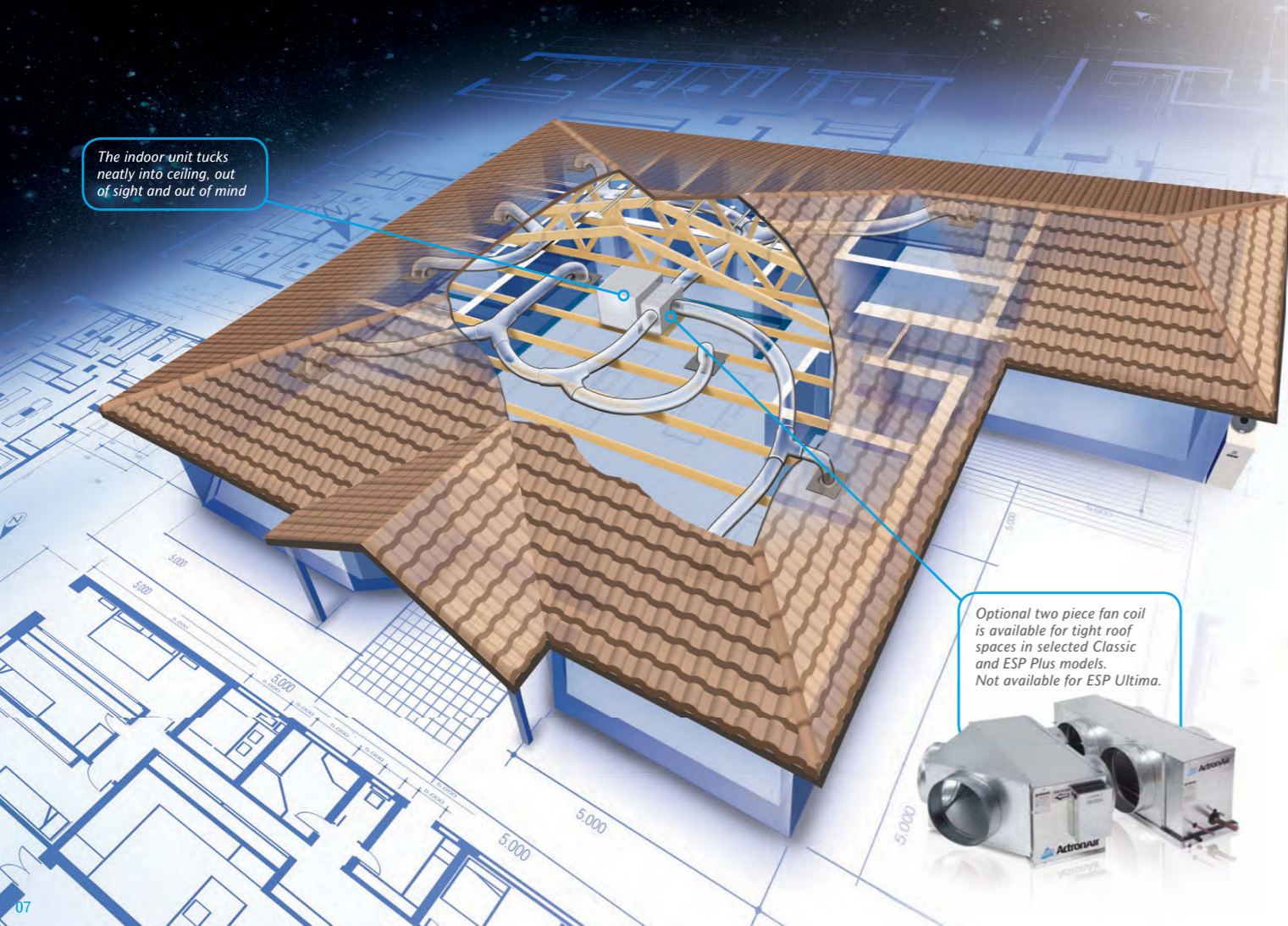
- Features Include:
- Easy to use 8 zone integrated touchpad
  - Slimline design to suit most interiors
  - Auto/Heat/Cool changeover
  - On board temperature sensor
  - 0.5°C temperature increments for more precise control
  - 3 speed fan
  - 7 Day programmable time clock
  - 24 Hour programmable timer
  - Filter clean reminder
  - Cool white backlight
  - Compatible with home automation for remote on/off control
  - Optional secondary controller with mimic logic
  - Optional secondary temperature sensor




The Indoor unit houses the electronically commutated motor (ECM). ActronAir laboratory testing indicates that the Genteq EC Motor is up to 20% more efficient at full load. At low speed, the Genteq EC Motor is up to 60% more efficient compared to a standard AC motor.

## Standard inclusions that are anything but standard.

The indoor unit tucks neatly into ceiling, out of sight and out of mind



Optional two piece fan coil is available for tight roof spaces in selected Classic and ESP Plus models. Not available for ESP Ultima.



Fitted standard in the ActronAir Classic (except SRA230, SRA260), the ECM fan motor delivers superior performance coupled with considerable energy savings.

It also enables quiet starting and stopping as well as quiet and smooth operation over the full 3-speed range. The ECM motor even allows the coil to warm up quicker in winter, minimising the "cold draft" effect.

## CLASSIC

Every home and office is different and choosing a new air conditioner isn't a decision to be taken lightly. That's because factors like the size of your house, how many rooms it has, whether it's one or multi-storey are just a few of the variables that can impact an air conditioner's efficiency and running costs.

When you choose the comfort of an ActronAir system, you have peace of mind in year-round reliability and performance. After keeping you cool all summer, your ActronAir ducted system can switch effortlessly to the reverse cycle to keep you warm and cosy all winter.

ActronAir's Classic reverse cycle ducted air conditioning uses standard cycling technology to heat or cool your whole house or just a few zones.

There's even an optional two-piece fan coil system that allows the indoor unit to fit into homes with difficult, tight roof spaces.



## Upgrade your gas ducted heating with add-on air conditioning.

If your home has existing gas ducted heating, you may be able to utilise your existing ductwork and upgrade with Classic add-on air conditioning. Classic add-on air conditioning works quietly to remove heat and humidity in your home or office. Aesthetically pleasing, the Classic add-on air conditioning system can even utilise the same registers as your gas ducted system to provide thermostatically controlled refrigerated cooling.

Enjoy year-round Classic comfort.

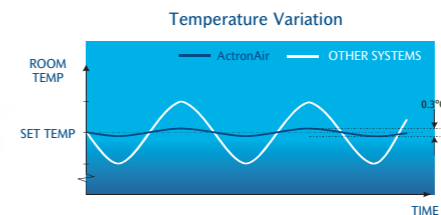
# Energy Smart Performance for energy conscious times.



## Only ActronAir has Energy Smart Performance.

ActronAir with Energy Smart Performance™ incorporates the latest digital technology to deliver improved energy efficiency. Delivering faster heating and cooling using just the right amount of power needed. This is made possible thanks to the digital compressor with variable capacity. It can instantly adjust the heating and cooling output anywhere within its 10-100% capacity range.

But what's even smarter about the ActronAir performance is how it maintains the temperature you choose once it has been reached. Other air conditioning systems generally overshoot a target temperature and then switch off, letting the temperature rise or fall. When the temperature changes the system restarts only to have to repeat the cycle all over again – resulting in large temperature swings.



*Energy Smart Performance maintains the temperature to within 0.3°C at sensor locations. Other systems may have larger temperature fluctuations.*



On the other hand, the ActronAir digital compressor can vary its capacity within 10-100%. So once it senses even the slightest change, it will aim to add just the right amount of air conditioned air to stay within 0.3°C of the temperature at the sensor.

In fact, it is so intuitive that it analyses how fast the temperature is rising or falling so it can predict future adjustments. This results in a comfortable even temperature whilst minimising energy usage.



Australian homes typically have large, individual living areas requiring multiple air conditioning zones. Zones are frequently shut down when only certain parts of the home require air conditioning.

Being able to run an air conditioner down to just one zone sounds like it would save on energy. However, traditional systems continue to pump out excess airflow even after zones are turned off, wasting energy and resulting in more air noise.

But with Variable Fan Technology, ESP Plus can sense when zones are switched on or off and intuitively adjust airflow and system capacity. This delivers the right amount of conditioned air to the zones that are on, decreases excess air velocity and associated noise, and significantly reduces energy usage.

Which is perfect for those hot summer nights when you want just enough air conditioning to keep bedrooms quietly cool.



## Environmental/Innovative Product of the Year Winner

ActronAir's obsession with innovation and quality has led to the development of many energy saving solutions. In fact, ESP Plus was recognised by the air conditioning industry with the inaugural Coolworld award. "This prestigious trophy acknowledges an ability to significantly and measurably reduce the impact of air conditioning on the environment" Coolworld Award Criteria CCN 2008.

## Variable Fan Technology. A huge plus for energy savings.

# Energy efficient right down to one zone.\*

## Night

The ESP Plus system is so intelligent it allows you to run your air conditioning down to only one zone. Ideal for those hot summer nights, where you only want to keep your bedroom comfortable without air conditioning the rest of your home.

## Day



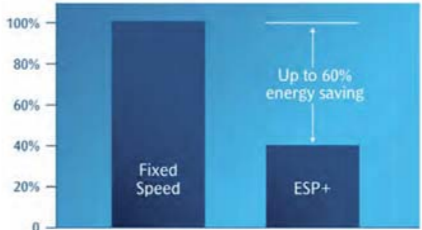
Even when running at full capacity the ESP Plus system is one of the most energy efficient systems on the Australian market. But it's when zones are shut down that the real savings start adding up.

An independent energy modelling analysis indicates that annual energy consumption for a 2-storey, 4-bedroom brick veneer home in Sydney's west is reduced by up to 60% when using ESP Plus as opposed to a comparable conventional system\*.



In most systems, the fan continues at one speed even after zones are turned off. But with ESP Plus, fan speed is reduced as zones are turned off thanks to Variable Fan Technology. Ideal for when you only want to keep your bedrooms cool without air conditioning the whole house - or wasting energy.

Energy Savings of ESP Plus vs Conventional Fixed Speed



Reduce energy consumption by up to 60%\* compared to conventional systems.

\*For one zone operation a sensor must be installed within that zone. Up to 2 sensors can be installed with the ESP Plus system. If more than 2 sensors are required for individual zone temperature control see ESP Ultima system.

\*Independent energy modelling by System Solutions Engineering. Results may vary due to type of house and orientation, family lifestyle usage and location of house.



For the ultimate in air conditioning comfort, now you have the flexibility of controlling different temperatures in different zones in your home, with ESP Ultima.

For example, while a rumpus room full of active kids might require a cooler temperature, a lounge room can have a warmer temperature at the same time as a baby sleeps comfortably in its bedroom at another different temperature.

And with the addition of up to 8 individual zone temperature controllers, you can put the ideal environment at your fingertips in virtually any area of your home.

Of course, ESP Ultima also uses the same Variable Fan Technology as ESP Plus, so the system offers the ultimate in energy savings as well as comfort.



*\*ESP Ultima has a factory preset max. span of 4°C between individual zones and a preset max span of plus or minus 2°C between the master controller and an individual zone. This aims to maximise energy efficiency of the system.*

Keep everyone comfortable with different temperatures in different zones all at the same time.

\*The factory preset span of 4°C can be increased if the application requires it, up to a maximum span of 16°C.

# Configure the system to suit your needs

## Double-Storey Sample Configuration

The Master Control adjusts the temperature of areas with a Zone Sensor.

Zone Sensors are ideal in areas where you want to control the temperature using a Master Controller only. Secondary sensors can also be used in conjunction with an Individual Zone Controller to maintain even temperatures in larger open plan areas.

The Zone Controller allows you to set different temperatures to suit personal comfort levels.

By using a Zone Sensor and a Zone Controller together it allows you to average the temperature between two rooms of a zone.

Top Level

Ground Level



Now you can have the flexibility to create a custom solution to match your home's individual needs with ESP Ultima.

The Zone Controller has the ability to adjust the temperature of the zone and turn the zone on or off. The Zone Sensor can be used together with a Master Controller or Zone Controller as a simple yet effective way to control the temperature of a zone.

Both the Zone Controller and Zone Sensor continuously measure the temperature of each zone. No matter what the outside temperature is or whether part of the house is bathed in sunlight and other parts shaded, ESP Ultima uses advanced microprocessors to intuitively deliver the right amount of heating or cooling to these zones.

So ESP Ultima provides the ultimate in comfort and still saves on energy.



### Master Controller

The slimline Master Controller (LM7-D) features a white backlit display and easy to use 8 zone integrated touchpad. This sets the Master temperature for the areas with Zone Sensors and can control system operation including fan speeds and timers.

### Individual Zone Controller

The Zone Controller can adjust the comfort settings for each zone. This allows you to adjust temperature of the zone or turn the zone on or off.

### Zone Sensor

The Zone Sensor can be used in areas where you want the Master Controller to control the temperature of that zone. This is a simple alternative to the Zone Controller. Ideal for kids' rooms where you don't want little fingers making any adjustments.


## ESP Ultima – where comfort meets energy savings



## Comfort you can depend on.

ActronAir is an Australian owned and managed company. So you'll never have to look far for spare parts or product support, especially with the ActronAir National Service Network providing quick and reliable service where and when it's needed.

A substantial 5-year residential warranty provides even more peace of mind.



## Insist on an ActronAir specialist

Every home is different and your ActronAir specialist will advise you on the best configuration to suit your lifestyle.

An ActronAir specialist is also qualified to install your air conditioning system quickly and safely and provide the best ongoing service should you need maintenance, spare parts or advice.

“Cool.”



The ActronAir reverse cycle system keeps your home comfortable all year round, keeping you cool by removing heat and humidity in summer and switching effortlessly to warm you in winter.

- Capacity Range Available from 9-29kW
- Single and Three Phase Models available
- Reverse cycle ducted split system
- Quiet start indoor smart fan system
- Fixed speed - 100% capacity operation
- High efficiency ECM Three Speed Indoor Fan used in 9-20kW
- A Direct Drive Three Speed Indoor Fan used in 22-25kW
- Superior operating range up to 50°C DB cooling and -10°C DB heating
- Easy to operate 7-day programmable controller with 24-hour timer
- Fully integrated 8-zone control
- Zoning capability up to 8 zones
- Manual inputs available for 3rd party control
- Louvre grille protection
- Vertical condenser air discharge available from 11-25kW
- Powder coated outdoor panels to withstand 1000-hour salt spray exposure AS/NZS 4506:2005
- Adaptive Demand Defrost for better heating comfort in Extreme winter conditions
- MEPS April 2012 compliant

Gain even more energy savings. ESP Plus's Indoor Smart Fan Upgrade gives you advanced air flow control and can save up to 85% on indoor fan power consumption when zoning.

- Capacity Range Available from 12-23kW
- Single and Three Phase Models available
- Award winning Reverse cycle ducted split system
- Quick and precise temperature control
- Variable capacity digital scroll compressor 10 to 100% operation
- Quiet start indoor smart fan system
- High efficiency ECM Variable Speed indoor fan
- Variable Fan Technology (VFT) to deliver improved energy efficiency and lower indoor noise
- Superior operating range up to 50°C DB cooling and -10°C DB heating
- Easy to operate 7-day programmable controller with 24-hour timer
- Fully integrated 8-zone control
- Zoning capability up to 8 zones
- Manual inputs available for 3rd party on/off control
- Louvre grille protection
- Vertical condenser air discharge
- Powder coated outdoor panels to withstand 1000-hour salt spray exposure AS/NZS 4506:2005
- Adaptive Demand Defrost for better heating comfort in Extreme winter conditions
- Sound Reduction System (SRS)
- Three phase sequence relay
- MEPS April 2012 compliant

ESP Ultima takes you beyond comfort and Energy saving with the ultimate comfort control system in Australia. Individual Zone Control lets you create temperature settings in up to 8 different areas of your home.

- Capacity Range Available from 14-23kW
- Single and Three Phase Models available
- Incorporates the energy efficient design features of the award winning ESP Plus reverse cycle ducted split system
- Quick and precise temperature control
- Variable capacity digital scroll compressor 10 to 100% operation
- Quiet start indoor smart fan system
- High efficiency ECM Variable Speed indoor fan
- Variable Fan Technology (VFT) to deliver improved energy efficiency and lower indoor noise
- Variable Air Volume (VAV) technology to deliver individual temperature zone control
- Individual zone control to set up to 8 different temperatures for up to 8 zones
- Optional secondary sensors for large, open plan rooms and sensor only zones
- Superior operating range up to 50°C DB cooling and -10°C DB heating
- Easy to operate 7-day programmable controller with 24-hour timer
- Fully integrated 8-zone control
- Zoning capability up to 8 zones
- Manual inputs available for 3rd party on/off control
- Louvre grille protection
- Vertical condenser air discharge
- Powder coated outdoor panels to withstand 1000-hour salt spray exposure AS/NZS 4506:2005
- Adaptive Demand Defrost for better heating comfort in Extreme winter conditions
- Sound Reduction System (SRS)
- Three phase sequence relay
- MEPS April 2012 compliant

### Classic Split Ducted Standard Cycling

Technical Information						
		Single Phase				
OUTDOOR MODEL		SRE991C SRG091E	SRA101C SRG101E	SRA131C SRG131E	SRA151C SRG151E	SRA171C SRG171E
INDOOR MODEL						
Nett (Rated) Capacity (kW) (AS/NZS3823.1.2)	Cooling	9.00	10.16	12.24	14.97	16.80
	Heating	8.50	10.42	12.17	15.12	17.57
Input Power (kW) (AS/NZS3823.1.2)	Cooling	2.77	3.08	3.75	4.56	5.15
	Heating	2.43	2.96	3.34	4.16	4.76
<sup>(1)</sup> EER Rated (AS/NZS3823.1.2)	Cooling	3.25	3.30	3.26	3.28	3.26
	Heating	3.50	3.59	3.64	3.63	3.69
Power Supply (V / Ph / Hz)	Outdoor	230V / 1Ph + N / 50Hz				
	Indoor	230V / 1Ph + N / 50Hz				
Rated Amps (AS/NZS3823.1.2)	Outdoor / Indoor / Total	9.5 / 2.8 / 12.3	10.9 / 2.8 / 13.7	13.9 / 3.8 / 17.7	17.7 / 2.5 / 20.2	19.7 / 4.3 / 24.0
<sup>(2)</sup> Circuit Breaker Amps (Suggested)		20.0	25.0	32.0	32.0	40.0
Compressor	Type/ No. per Unit	Compliant Scroll / 1				
Refrigerant	Type	R410a				
	Pre-Charge Length - (m)	0	10	15	15	15
Indoor Fan (Type x Number per unit)		Single Deck Centrifugal / ECM Direct Drive x 1		Twin Deck Centrifugal / ECM Drive x 1		
Airflow Indoor (l/s)	Maximum	520	575	750	880	900
	Nominal	450	500	650	770	850
	Minimum	380	425	590	690	770
Outdoor Dimensions (mm)	Depth	370	535	580	580	
	Height	805	940	990	1045	
	Width	1000	1245	1320	1460	
Indoor Dimensions (mm)	Depth	595	595	615	615	
	Height	410	410	412	412	
	Width	850	850	1090	1290	
Nominal Weight (kgs)	Outdoor	83	119	135	136	176
	Indoor	41	41	56	59	60
<sup>(1a)</sup> Sound Pressure Level (dBA)	Outdoor (low/high fan)	50 / 52	47 / 50	50 / 52	50 / 52	52 / 54
	Outdoor (low/high fan)	67 / 69	64 / 67	67 / 69	67 / 69	69 / 71
MEPS Certified		Yes	Yes	Yes	Yes	Yes

Control Features						
LM7 Wall Controller (8 Zone)	Included	Included	Included	Included	Included	
LM24W Wall Controller (8 Zone)	Optional	Optional	Optional	Optional	Optional	
Remote Temperature Sensor	Optional	Optional	Optional	Optional	Optional	
Home Automation ON / OFF Capability	Yes	Yes	Yes	Yes	Yes	
Manual Inputs Capable for Third Party Control	Optional	Optional	Optional	Optional	Optional	
Secondary Master Controller	Optional	Optional	Optional	Optional	Optional	
<sup>(1a)</sup> Maximum Number of Zones	8	8	8	8	8	
Compressor Starting Method - Soft Starter	Yes	Yes	Yes	Yes	Yes	

Technical Information						
		Three Phase				
OUTDOOR MODEL		SRA133C SRG131E	SRA153C SRG151E	SRA173C SRG171E	SRA203C SRG201E	SRA230C* SRG230E
INDOOR MODEL						
Nett (Rated) Capacity (kW) (AS/NZS3823.1.2)	Cooling	12.40	14.68	16.99	19.06	22.50
	Heating	12.30	15.00	17.92	19.34	23.00
Input Power (kW) (AS/NZS3823.1.2)	Cooling	3.68	4.43	5.04	5.86	7.14
	Heating	3.24	3.95	4.58	5.23	6.67
<sup>(1)</sup> EER Rated (AS/NZS3823.1.2)	Cooling	3.37	3.31	3.37	3.25	3.15
	Heating	3.80	3.80	3.91	3.70	3.45
Power Supply (V / Ph / Hz)	Outdoor	400V / 3Ph + N / 50Hz				
	Indoor	230V / 1Ph + N / 50Hz				
Rated Amps (AS/NZS3823.1.2)	Outdoor/Indoor/Total	6.3 / 3.2 / 9.5	7.1 / 4.2 / 11.3	8.7 / 4.1 / 12.8	9.0 / 4.5 / 13.5	13.5 / 4.4 / 17.9
<sup>(2)</sup> Circuit Breaker Amps (Suggested)		16.0	20.0	20.0	25.0	25.0
Compressor	Type / No. per Unit	Compliant Scroll / 1				
Refrigerant	Type	R410a				
	Pre-Charge Length - (m)	15	15	15	15	10
Indoor Fan (Type x Number per unit)		Twin Deck Centrifugal / ECM Direct Drive x 1		Twin Deck Centrifugal / 4 Pole / Direct Drive x 1		
Airflow Indoor (l/s)	Maximum	750	880	900	1150	1452
	Nominal	650	770	850	1000	1200
	Minimum	590	690	770	900	1020
Outdoor Dimensions (mm)	Depth	580		580		685
	Height	990		1045		1105
	Width	1320		1460		1685
Indoor Dimensions (mm)	Depth	615		615	680	695
	Height	412		412	435	485
	Width	1090	1290	1290	1420	1470
Nominal Weight (kgs)	Outdoor	133	135	174	185	200
	Indoor	56	59	60	76	90
<sup>(1a)</sup> Sound Pressure Level (dBA)	Outdoor (low/high fan)	50 / 52	50 / 52	52 / 54	52 / 54	55 / 59
	Outdoor (low/high fan)	67 / 69	67 / 69	69 / 71	69 / 71	71 / 75
MEPS Certified		Yes	Yes	Yes	Yes	Yes

Control Features						
LM7 Wall Controller (8 Zone)	Included	Included	Included	Included	Included	Included
LM24W Wall Controller (8 Zone)	Optional	Optional	Optional	Optional	Optional	Optional
Remote Temperature Sensor	Optional	Optional	Optional	Optional	Optional	Optional
Home Automation ON / OFF Capability	Yes	Yes	Yes	Yes	Yes	Yes
Manual Inputs Capable for Third Party Control	Optional	Optional	Optional	Optional	Optional	Optional
Secondary Master Controller	Optional	Optional	Optional	Optional	Optional	Optional
<sup>(1a)</sup> Maximum Number of Zones	8	8	8	8	8	8
Compressor Starting Method - Direct On Line (D.O.L)	Yes	Yes	Yes	Yes	Yes	Yes

\*Note: ECM Fan not used with SRA230C & SRA260C



ESP Plus Split Ducted Variable Capacity

Technical Information						
		Single Phase			Three Phase	
OUTDOOR MODEL		SRD131C	SRD151C	SRD191C	SRD173C	SRD230C
INDOOR MODEL		SRV131E	SRV151E	SRV191E	SRV201E	SRV230E
Nett (Rated) Capacity (kW) (AS/NZS3823.1.2)	Cooling (min - max)	12.27 (1.23 - 12.27)	14.37 (1.44 - 14.37)	18.64 (1.86 - 18.64)	16.88 (1.69 - 16.88)	23.00 (1.93-19.32)
	Heating (min - max)	12.16 (2.31-12.16)	15.00 (2.85-15.00)	18.52 (3.52-18.52)	17.93 (3.41-17.93)	23.50 (3.82-20.09)
Input Power (kW) (AS/NZS3823.1.2)	Cooling	3.68	4.29	5.73	5.02	5.78
	Heating	3.30	4.49	5.33	4.81	5.24
<sup>(1)</sup> EER Rated (AS/NZS3823.1.2)	Cooling	3.33	3.35	3.25	3.34	3.40
	Heating	3.68	3.34	3.47	3.73	3.83
<sup>(2)</sup> COP Rated (AS/NZS3823.1.2)	Cooling	3.33	3.35	3.25	3.34	3.40
	Heating	3.68	3.34	3.47	3.73	3.83
Power Supply - (V / Ph / Hz)	Outdoor	230V / 1Ph + N / 50Hz			400V / 3Ph + N / 50Hz	
	Indoor	230V / 1Ph + N / 50Hz			230V / 1Ph + N / 50Hz	
Rated Amps (AS/NZS3823.1.2) <sup>(3)</sup> Circuit Breaker Amps (Suggested)	Outdoor / Indoor / Total	13.5 / 3.6 / 17.1	17.5 / 2.3 / 19.8	20.8 / 5.1 / 25.9	8.7 / 4.1 / 12.8	9.2 / 5.4 / 14.6
		32.0	32.0	40.0	20.0	25.0
Compressor	Type / No. per Unit	Digital Scroll / 1				
	Type	R410a				
Refrigerant	Pre-Charge Length - (m)	15	15	15	15	10
	Type	Axial / 4 Pole External Rotor / Direct Drive x 2				
Fans (Type x Number per unit)	Outdoor	Twin Deck Centrifugal / ECM Direct Drive x 1				
	Indoor	Twin Deck Centrifugal / ECM Direct Drive x 1				
Airflow Range Indoor (l/s)	Maximum	780	880	1180	900	1200
	Nominal	650	770	980	850	1000
	Minimum	130	155	195	170	200
	Depth	580	580	580	580	580
Outdoor Dimensions (mm)	Height	990	990	1045	1045	1105
	Width	1320	1320	1460	1460	1685
	Depth	615	615	680	615	680
	Height	412	412	435	412	435
Indoor Dimensions (mm)	Width	1090	1290	1420	1290	1420
	Depth	615	615	680	615	680
	Height	412	412	435	412	435
	Width	1090	1290	1420	1290	1420
Nominal Weight (kgs)	Outdoor	135	136	190	176	185
	Indoor	58	61	76	62	76
<sup>(4)</sup> Sound Pressure Level (dBA)	Outdoor (low/high fan)	47 / 50	50 / 52	52 / 54	52 / 54	54 / 59
	Indoor (low/high fan)	64 / 67	67 / 69	69 / 71	69 / 71	70 / 75
MEPS Certified		Yes	Yes	Yes	Yes	Yes

Control Features						
LM7-D Wall Controller (8 Zone)	Included	Included	Included	Included	Included	Included
LM24W Wall Controller (8 Zone)	Optional	Optional	Optional	Optional	Optional	Optional
Home Automation ON / OFF Capability	Yes	Yes	Yes	Yes	Yes	Yes
Remote Temperature Sensor	Optional	Optional	Optional	Optional	Optional	Optional
Secondary Master Controller	Optional	Optional	Optional	Optional	Optional	Optional
<sup>(5)</sup> Maximum Number of Zones	8	8	8	8	8	8
Compressor Starting Method	Soft Starter			Direct On Line (D.O.L)		
	Yes	Yes	Yes	Yes	Yes	Yes



ESP Ultima Split Ducted Variable Capacity

Technical Information						
		Single Phase			Three Phase	
OUTDOOR MODEL		SRD151C	SRD191C	SRD173C	SRD203C	SRD230C
INDOOR MODEL		SRV151E	SRV191E	SRV171E	SRV201E	SRV230E
Nett (Rated) Capacity (kW) (AS/NZS3823.1.2)	Cooling (min - max)	14.37 (1.44 - 14.37)	18.64 (1.86 - 18.64)	16.88 (1.69 - 16.88)	19.32 (1.93-19.32)	23.00 (2.30-23.00)
	Heating (min - max)	15.00 (2.85-15.00)	18.52 (3.52-18.52)	17.93 (3.41-17.93)	20.09 (3.82-20.09)	23.50 (4.47-23.50)
Input Power (kW) (AS/NZS3823.1.2)	Cooling	4.29	5.73	5.02	5.78	6.76
	Heating	4.49	5.33	4.81	5.24	6.91
<sup>(1)</sup> EER Rated (AS/NZS3823.1.2)	Cooling	3.35	3.25	3.36	3.34	3.40
	Heating	3.34	3.47	3.73	3.83	3.40
Power Supply - (V / Ph / Hz)	Outdoor	230V / 1Ph + N / 50Hz			400V / 3Ph + N / 50Hz	
	Indoor	230V / 1Ph + N / 50Hz			230V / 1Ph + N / 50Hz	
Rated Amps (AS/NZS3823.1.2) <sup>(3)</sup> Circuit Breaker Amps (Suggested)	Outdoor/Indoor/Total	17.5 / 2.3 / 19.8	20.8 / 5.1 / 25.9	8.7 / 4.1 / 12.8	9.2 / 5.4 / 14.6	14.0 / 4.0 / 18.0
		32.0	40.0	20.0	20.0	25.0
Compressor	Type / No. per Unit	Digital Scroll / 1				
	Type	R410a				
Refrigerant	Pre-Charge Length - (m)	15	15	15	15	10
	Type	Axial / 6 Pole External Rotor / Direct Drive x 2				
Fans (Type x Number per unit)	Outdoor	Twin Deck Centrifugal / ECM Direct Drive x 1				
	Indoor	Twin Deck Centrifugal / ECM Direct Drive x 1				
Airflow Range Indoor (l/s)	Maximum	880	1180	900	1200	1440
	Nominal	770	980	850	1000	1200
	Minimum	155	195	170	200	240
	Depth	580	580	580	580	580
Outdoor Dimensions (mm)	Height	990	1045	1045	1045	1105
	Width	1320	1460	1460	1460	1685
	Depth	615	680	615	680	695
	Height	412	435	412	435	485
Indoor Dimensions (mm)	Width	1290	1420	1290	1420	1470
	Depth	615	680	615	680	695
	Height	412	435	412	435	485
	Width	1290	1420	1290	1420	1470
Nominal Weight (kgs)	Outdoor	136	190	176	185	220
	Indoor	61	76	62	76	90
<sup>(4)</sup> Sound Pressure Level (dBA)	Outdoor (low/high fan)	50 / 52	52 / 54	52 / 54	52 / 54	54 / 59
	Indoor (low/high fan)	67 / 69	69 / 71	69 / 71	69 / 71	70 / 75
MEPS Certified		Yes	Yes	Yes	Yes	Yes

Control Features						
LM7-D Wall Controller (8 Zone)	Included	Included	Included	Included	Included	Included
LM24W Wall Controller (8 Zone)	Optional	Optional	Optional	Optional	Optional	Optional
Home Automation ON / OFF Capability	Yes	Yes	Yes	Yes	Yes	Yes
Remote Temperature Sensor	Optional	Optional	Optional	Optional	Optional	Optional
Secondary Master Controller	Optional	Optional	Optional	Optional	Optional	Optional
<sup>(5)</sup> Maximum Number of Zones	8	8	8	8	8	8
Compressor Starting Method	Soft Starter			Direct On Line (D.O.L)		
	Yes	Yes	Yes	Yes	Yes	Yes



Operating Range:

Cooling: 15°C DB to 50°C DB Outdoor / Air Entering Indoor 29°C DB.  
Heating: -10°C DB to 21°C DB Outdoor / Air Entering Indoor 21°C DB.

Foot Notes

- EER Rated = Energy Efficiency Ratio (Rated Capacity Cooling, Rated Input Power Cooling)
- COP Rated = Coefficient of Performance (Rated Capacity Heating, Rated Power Heating)
- Recommended circuit breaker size. This should be used as a guide only, refer to AS/NZS 3000 "Australian/New Zealand Wiring Rules" for more details.
- Sound Pressure Level at 3m distance is determined as the measured sound pressure at 3m perpendicular to the coil side of the condenser.
- Determination of Sound Power Levels of Noise Sources, AS1217.2 - Precision Methods for Broad-Band Sources in Reverberation Rooms.
- Maximum number of zones using an 8 zone controller. This may need to be purchased separately.

When the outdoor temperature exceeds the rated conditions, the cooling/heating capacities may decrease below the rated nett values.

Specifications subject to change without notice.

5 year residential warranty - refer to Terms of Warranty document for full details or visit [www.actronair.com.au](http://www.actronair.com.au)

CoolWorld Award

ESP Plus has been recognised by the air conditioning industry with the inaugural COOLWorld Award. This prestigious trophy acknowledges an ability to significantly and measurably reduce the impact of air conditioning on the environment.



---


“ActronAir is not only one of the most effective, energy efficient and quiet ducted reverse cycle air conditioning systems in Australia, it’s one of the best in the world.”





**ActronAir<sup>®</sup>**  
Australian for air conditioning<sup>™</sup>

[www.actronair.com.au](http://www.actronair.com.au)



ActronAir<sup>®</sup> Head Office, 5 Irvine Place, Bella Vista NSW 2153

Ph: 1300 522 722